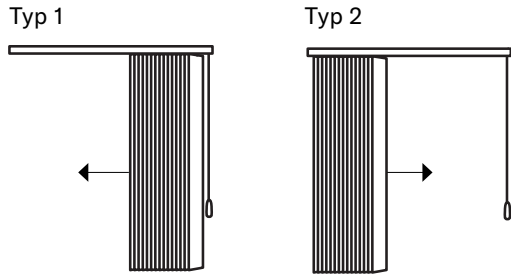


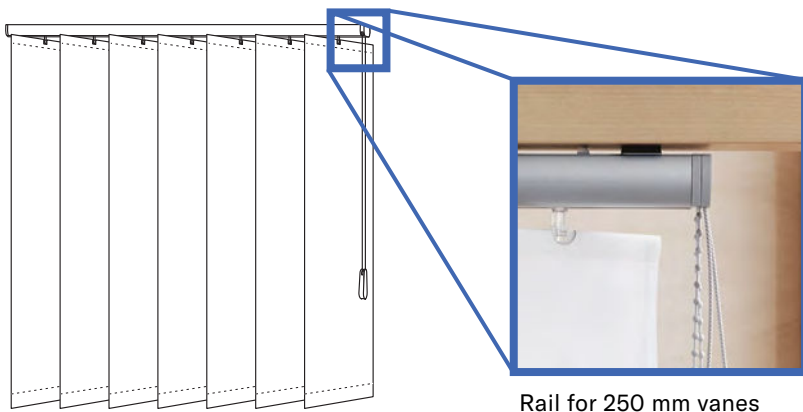
SYSTEM R
& VERTICAL BLINDS



STACKING TYPES




VANE CONFIGURATION




Rail for 250 mm vanes


250 mm vane width
Sewn/welded hem and bottom weights



50 mm wooden slats are attached to fabric vanes. See swatchers for colour selection.



250 mm vane width with
Symmetrically placed wooden slats

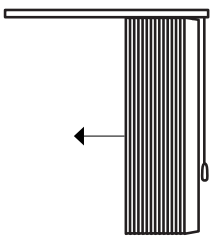


250 mm vane width with
Asymmetrically placed wooden slats

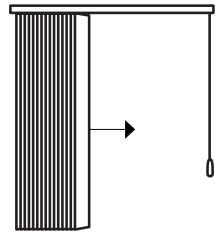
•Types | Vertical Blinds

STACKING TYPES

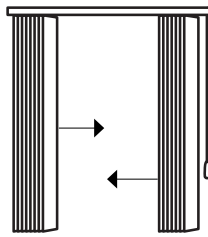
Type 1



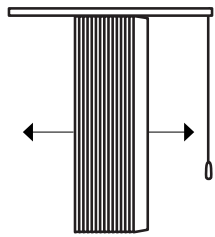
Type 2




Type 3



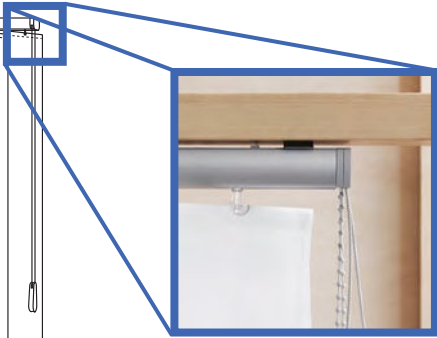
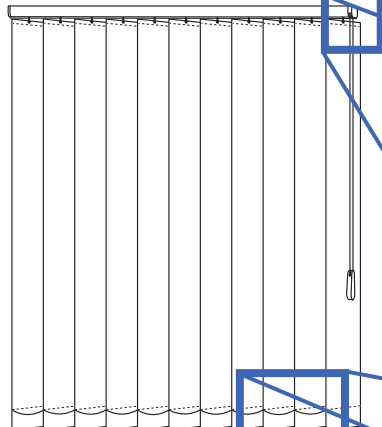
Type 4



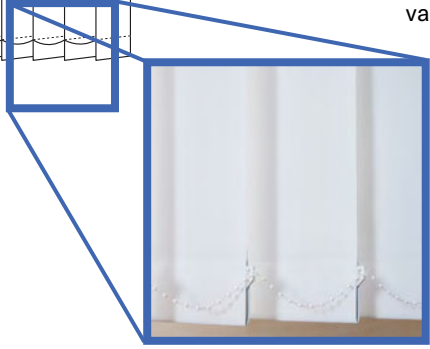
Vane width 89 mm



Vane width 127 mm



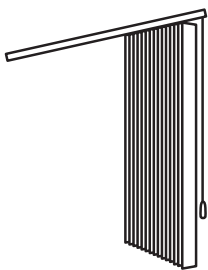
Rail for 89 & 127 mm vane width



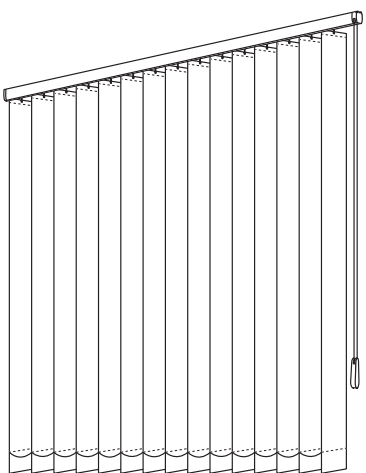
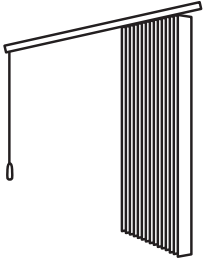
Connecting chain for 89 & 127 mm vane width

SLOPE SYSTEMS

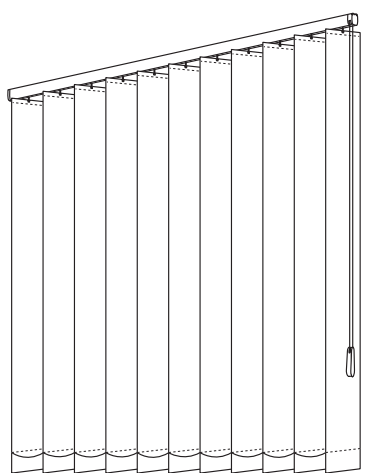
Type 1s



Type 2s

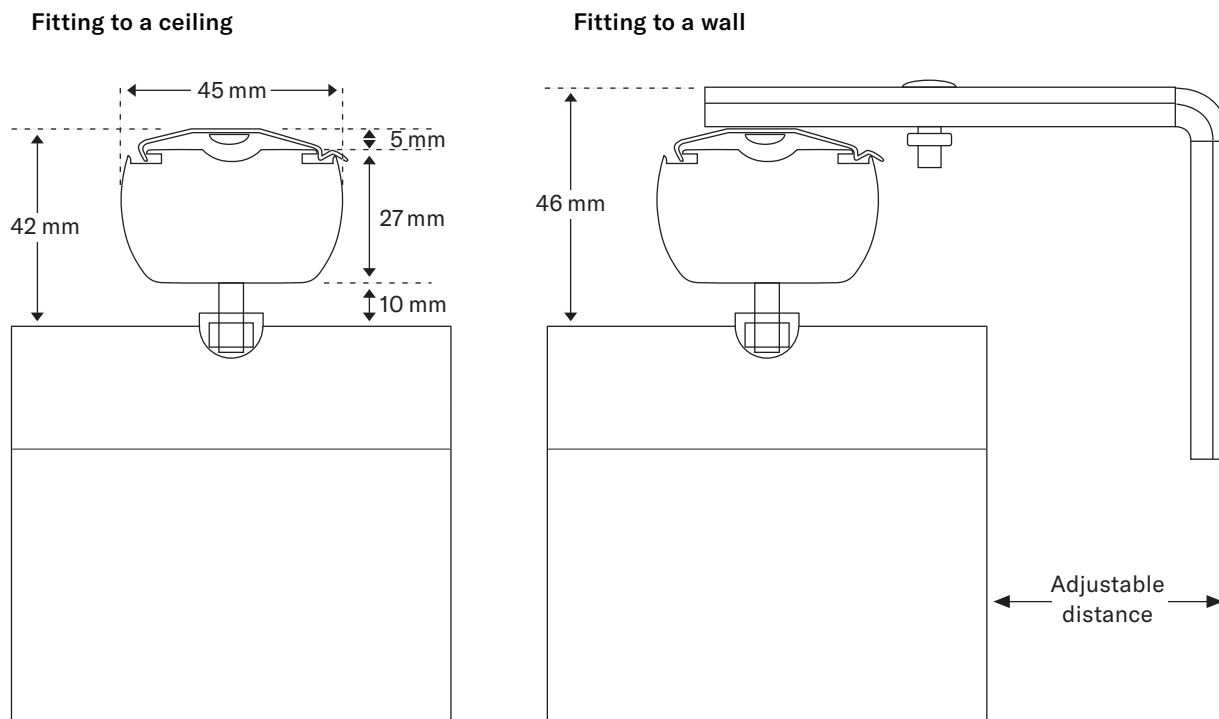


Slope system with 89 mm vanes



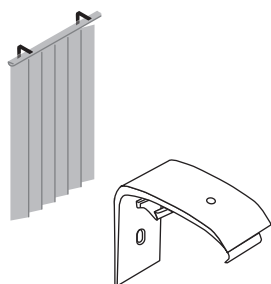
Slope system with 127 mm vanes

• Fitting & dimensions

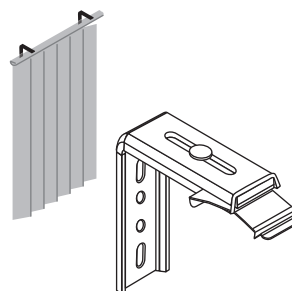


Stack width and number of vanes

Vane width		Rail width in mm										
		1000	1500	2000	2500	3000	3500	4000	4500	5000	5500	6000
89 mm	Stack width in mm	146	209	272	326	389	452	506	569	632	686	749
	Number of vanes	12	19	26	32	39	46	52	59	66	72	79
127 mm	Stack width in mm	110	155	191	236	272	317	353	398	443	479	524
	Number of vanes	8	13	17	22	26	31	35	40	45	49	54
250 mm	Stack width in mm	180	200	220	240	260	280	300	320	340		
	Number of vanes	6	8	10	12	14	16	18	20	22		



Fixed wall fitting



Adjustable wall fitting