

VENETIAN BLINDS BASSWOOD, BAMBOO, LIGHTWOOD

25, 50 & 63 mm

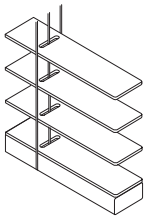




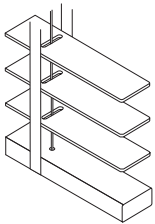
**HEAD RAIL NO. 21**

Photo shows cover slat type A  
More information on page 4

**25 mm**



25 mm slat width  
with ladder cord



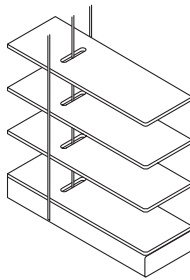
25 mm slat width  
with 13 mm ladder tape



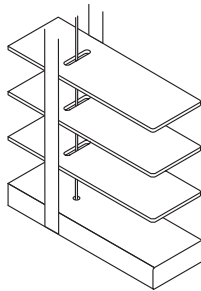
**HEAD RAIL NO. 31**

Photo shows cover slat type A  
More information on page 4

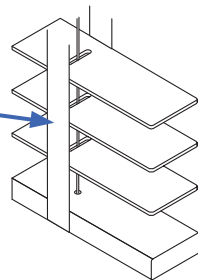
**50 mm**



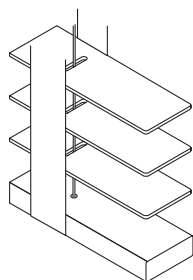
50 mm slat width  
with ladder cord



50 mm slat width  
with 10 mm ladder tape

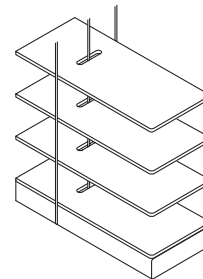


50 mm slat width  
with 24 mm ladder tape

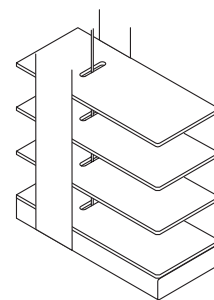


50 mm slat width  
with 38 mm ladder tape

**63/65 mm**



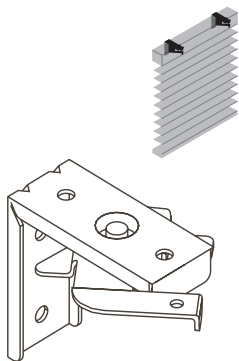
63/65 mm slat width  
with ladder cord



63/65 mm slat width  
with 38 mm ladder tape



# • Types | Head rails & fittings




**Universal fitting no. 21**  
(Metal colour)



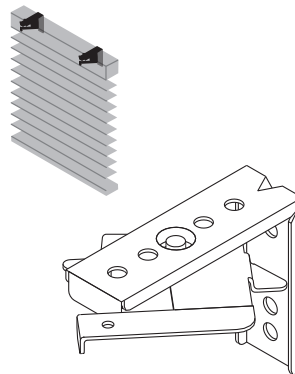
**HEAD RAIL NO. 21**

Photo shows cover slat type B  
More information on page 4



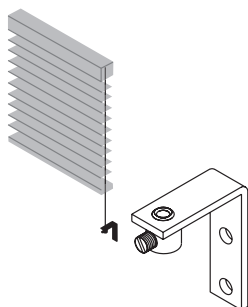

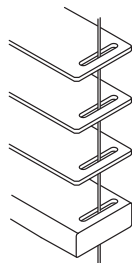
**HEAD RAIL NO. 31**

Photo shows cover slat type A  
More information on page 4



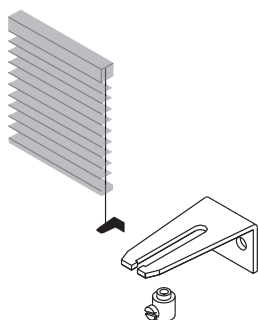
**Universal fitting no. 31**  
(Metal colour)

## SIDE GUIDING



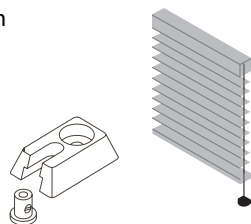
**Side guiding fitting | Wall**

Slat widths 25 & 50 mm  
Metal colour or white



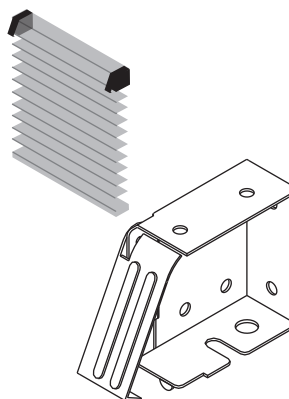
**Side guiding fitting | Wall**

Slat width 63/65 mm  
Metal colour

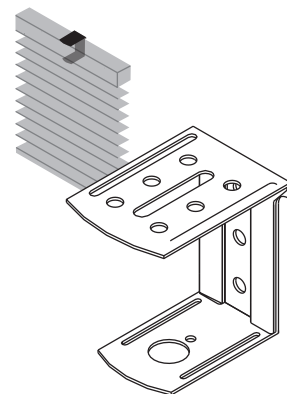


**Side guiding fitting | Recess**

Transparent plastic



**Side bracket\***



**Mid support bracket\***

\*Blinds over 1200 mm width, that are fitted with side brackets, need additional mid support brackets. Amount based on blind width.

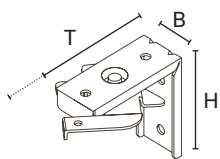
## MOTORIZATION



There are several types of motors and control options. The photo shows a remote control with 15 channels.

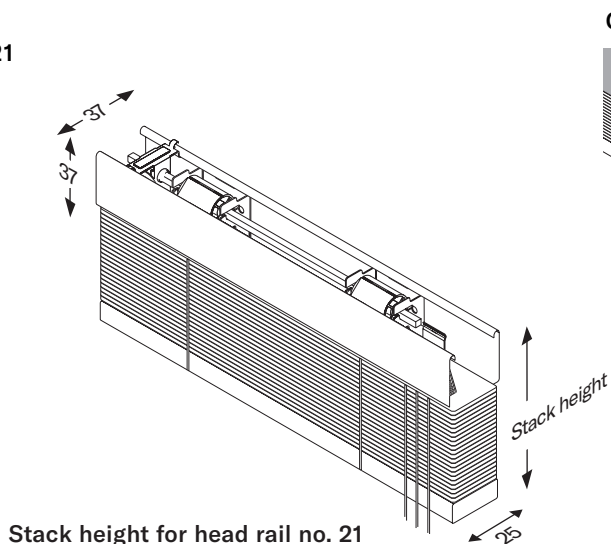
# • Fitting & dimensions

## HEAD RAIL NO. 21 with 25 mm slats



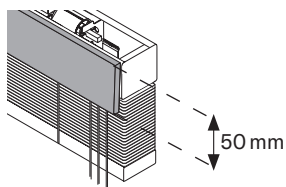
**Universal fitting**

B 19 mm  
T 47 - 62 mm  
H 44 mm

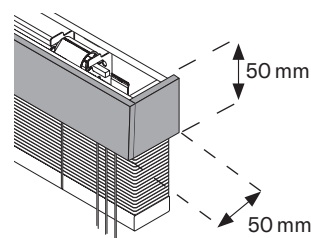


Stack height for head rail no. 21

**Cover slat type A**



**Cover slat type B**



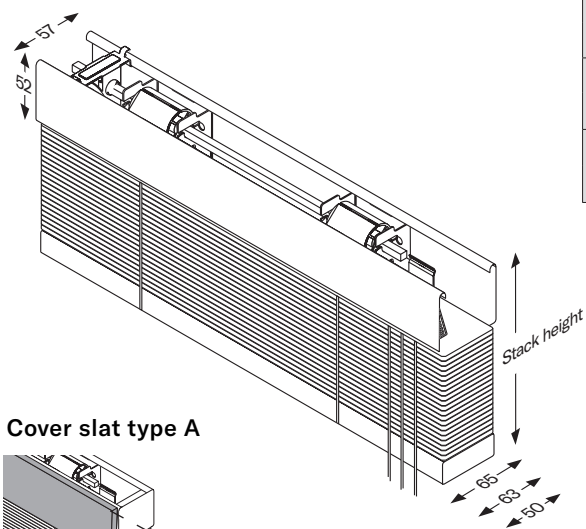
Cover slat B is 25 mm wider than the blind

Slat type	Ladder cord, Ladder tape	Blind height in mm				
		1000	1500	2000	2500	3000
Basswood 25 mm	2 mm	205	280	360	440	520
	13 mm	220	305	385	470	555

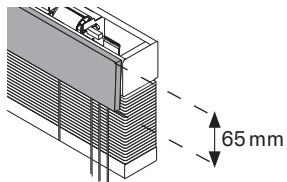
## HEAD RAIL NO. 31 with 50, 63/65 mm slats

Stack height for head rail no. 31

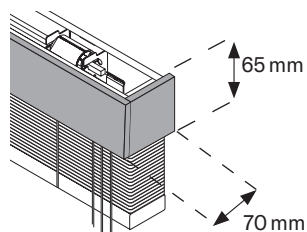
Slat type	Ladder cord, Ladder tape	Blind height in mm				
		1000	1500	2000	2500	3000
Bamboo 50 mm	2 mm	130	155	185	215	245
	10, 24, 38 mm	145	175	210	245	280
Basswood & Lightwood 50 mm	2 mm	150	190	230	265	305
	10, 24, 38 mm	175	230	280	335	390
Basswood 65 & Lightwood 63 mm	2 mm	135	165	200	225	255
	38 mm	165	200	235	270	305



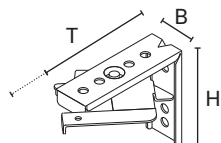
**Cover slat type A**



**Cover slat type B**

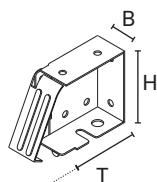


Cover slat B is 35 mm wider than the blind



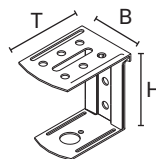
**Universal fitting**

B 19 mm  
T 64 - 80 mm  
H 55 mm



**Side bracket**

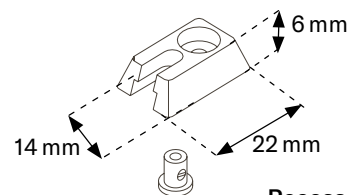
B 26 mm  
T 63 - 105 mm  
H 58 mm



**Mid support**

B 40 mm  
T 55 mm  
H 58 mm

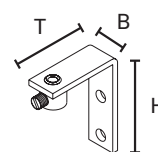
## SIDE GUIDING FITTINGS



**Recess fitting**

**Wall fitting  
25 & 50 mm**

B 12 mm  
T 27 mm  
H 37 mm



**Wall fitting  
63/65 mm**

B 24 mm  
T 50 mm  
H 21 mm

