


VENETIAN BLINDS
WOOD 35,50 & 65mm



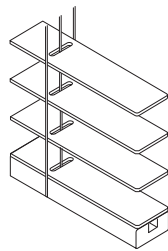


35 mm & 65 mm slat width

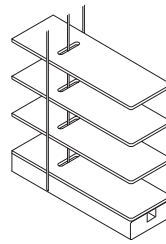
35 mm

50 mm

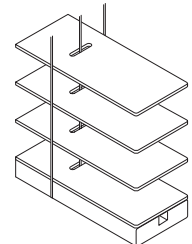
65 mm



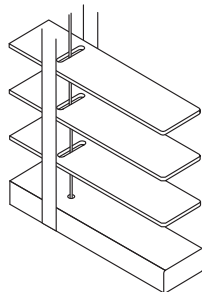
35 mm slat width
with ladder cord



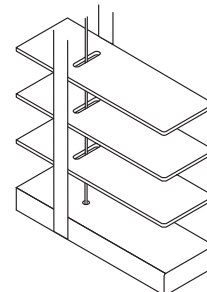
50 mm slat width
with ladder cord



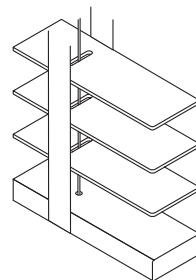
65 mm slat width
with ladder cord



35 mm slat width
with 13 mm ladder tape



50 mm slat width
with 13 mm ladder tape



50 mm slat width
with 24 mm ladder tape



Ladder cord



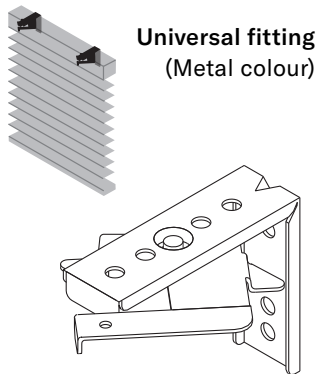
13 mm ladder tape




24 mm ladder tape

•Types | Head rails & fittings

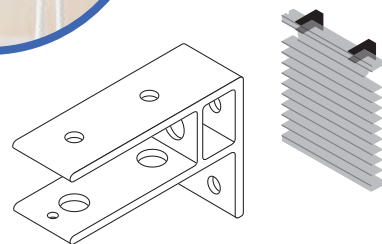

HEAD RAIL NO. 30



Universal fitting
(Metal colour)



HEAD RAIL NO. 40

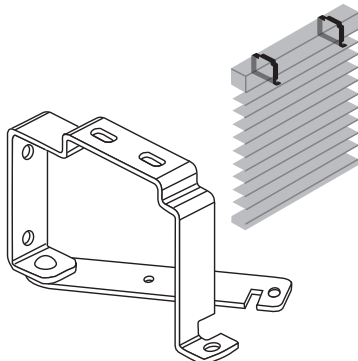


Universal fitting for head rail no. 40

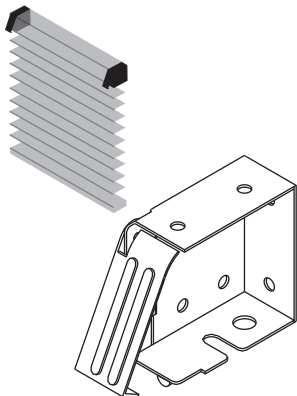
MOTORIZATION



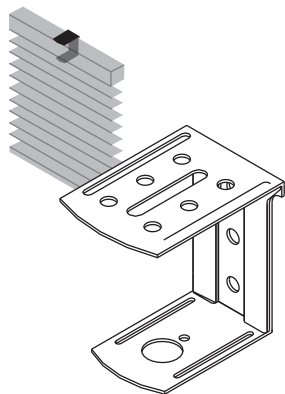
There are several types of motors and control options. The photo shows a 15 channel remote control.



Motor fitting
(Metal colour)



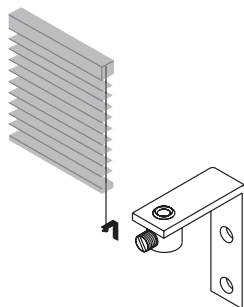

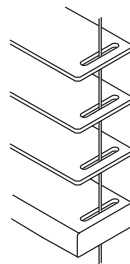
Side bracket*



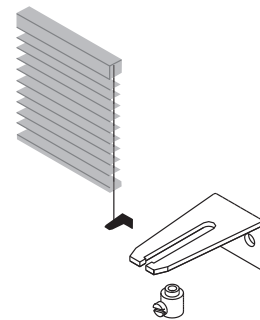
Mid support bracket*

*Blinds over 1200 mm width, that are fitted with side brackets, need additional mid support brackets. Amount based on blind width.

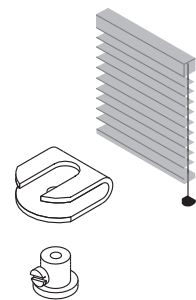
SIDE GUIDING



Wire fitting | Wall
35, 50 mm slat width
Metal colour or white



Wire fitting | Wall
65 mm slat width
Metal colour



Wire fitting | Recess
All slat widths
Metal colour

• Fitting & dimensions

HEAD RAIL NO. 30

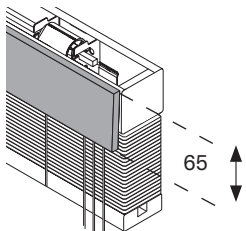
35, 50 & 65 mm slat

Stack height in mm


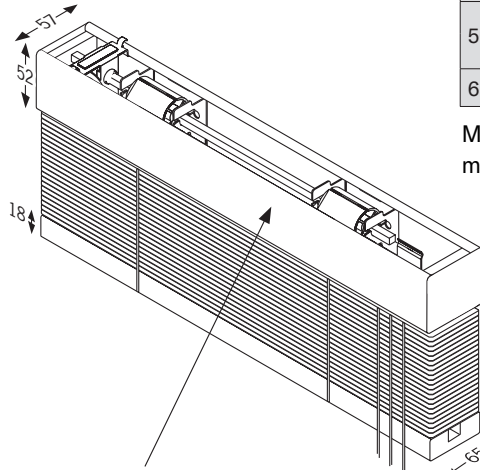
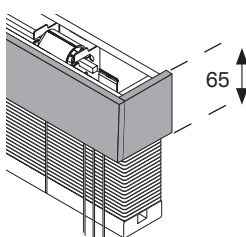
| Slat width | Ladder cord, ladder tape | Blind height in mm | | | | |
|------------|--------------------------|--------------------|------|------|------|------|
| | | 1000 | 1500 | 2000 | 2500 | 3000 |
| 35 mm | 2 mm | 160 | 200 | 240 | 280 | 325 |
| | 13 mm | 175 | 220 | 265 | 310 | 360 |
| 50 mm | 2 mm | 135 | 165 | 195 | 225 | 255 |
| | 13, 24mm | 155 | 200 | 245 | 290 | 335 |
| 65 mm | 2 mm | 130 | 155 | 185 | 210 | 240 |

Motorization combined with 13 or 24 mm ladder tape makes the stack approx. 20 mm higher.

Cover slat type A



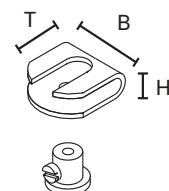
Cover slat type B



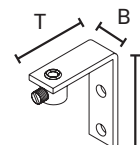
Head rail no. 30 with wooden veneer & rail side caps made of solid wood

Cover slats can be ordered extra to cover the fittings completely. Cover slat type A is used when a blind is fitted in a recess. Type B is for fitting situations where the blind's side edges are visible.

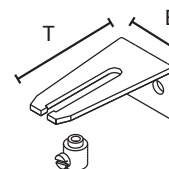
SIDE GUIDING FITTINGS



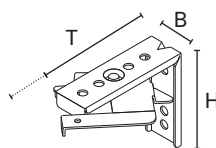
Type 1
B 20 mm
T 20 mm
H 16 mm



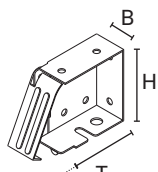
Type 2
B 12 mm
T 27 mm
H 37 mm



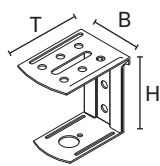
Type 3
B 24 mm
T 50 mm
H 21 mm



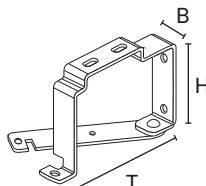
Universal fitting
B 19 mm
T 64 - 80 mm
H 55 mm



Side bracket
B 26 mm
T 63 - 105 mm
H 58 mm



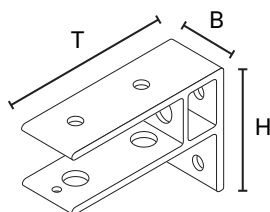

Mid support
B 40 mm
T 55 mm
H 58 mm



Motor fitting
B 16 mm
T 96 mm
H 71 mm

HEAD RAIL NO. 40

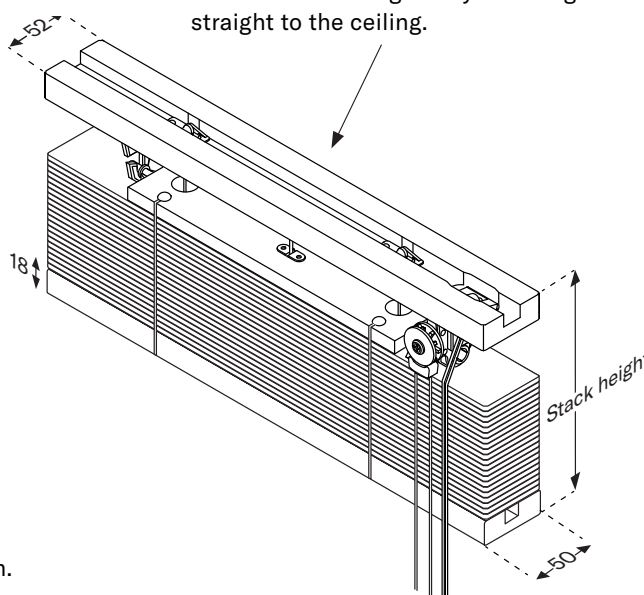
50 mm slat



Universal fitting
B 22 mm
T 65 mm
H 50 mm

Head rail no. 40 made of solid wood

Mounting of the head rail is possible using the universal fittings or by screwing the rail straight to the ceiling.



Stack height in mm

| Slat width | Ladder cord, ladder tape | Blind height in mm | | | | |
|------------|--------------------------|--------------------|------|------|------|------|
| | | 1000 | 1500 | 2000 | 2500 | 3000 |
| 50 mm | 2 mm | 150 | 180 | 210 | 240 | 270 |
| | 13, 24 mm | 170 | 215 | 260 | 305 | 350 |

The suggested maximum width with head rail no. 40 is 2600 mm.